

Word Cloud Step by Step using Word It Out and Monkey Learn

- Go to www.worditout.com and click Create



WordItOut + Create Discover Community

Transform your text into word clouds!

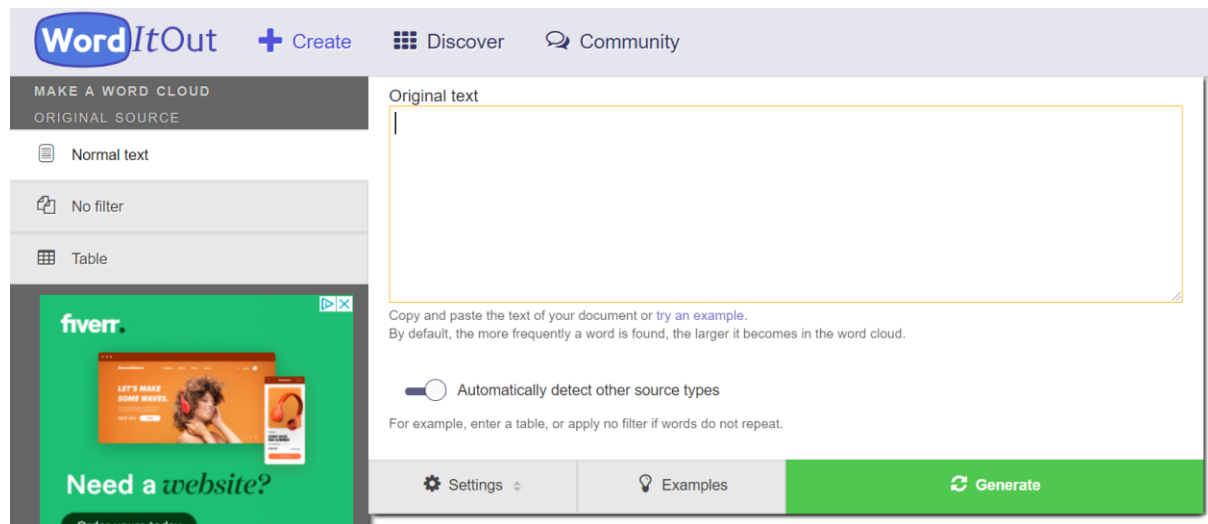
What's a word cloud?

An attractive arrangement of randomly positioned words, where the most important words are bigger than the others.

What are they for?

Mostly for fun! ...and now you can print them automatically onto items: a great idea for making custom gifts! Plus they are fantastic at summarising large documents (reports, speeches, questionnaires, etc), teaching kids and more...

- Now copy and paste your text into the Original text box



WordItOut + Create Discover Community

MAKE A WORD CLOUD ORIGINAL SOURCE

- Normal text
- No filter
- Table

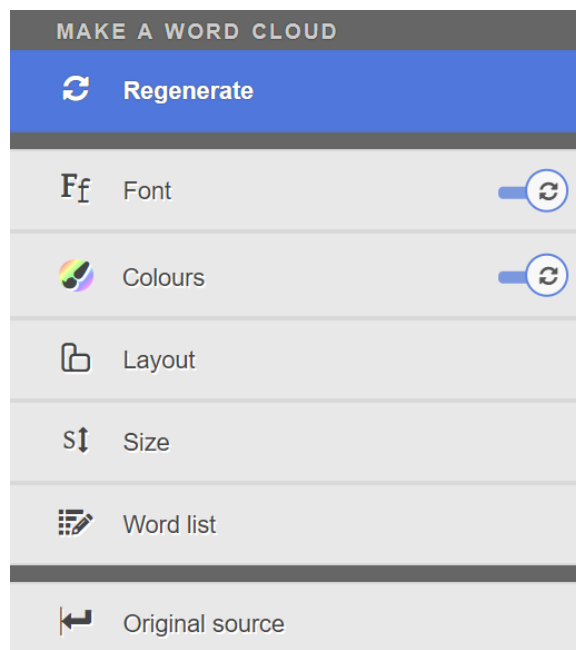
Original text

Copy and paste the text of your document or try an example. By default, the more frequently a word is found, the larger it becomes in the word cloud.

Automatically detect other source types

For example, enter a table, or apply no filter if words do not repeat.

Settings Examples **Generate**



MAKE A WORD CLOUD

Regenerate

- Font
- Colours
- Layout
- Size
- Word list

Original source

Click on the left hand menu options of Font, Colour, Layout and Size to change the design of your word cloud.

(Tip: Uncheck the Random on Regenerate option for Fonts).

Then click on Regenerate for your choices to be applied.

Click on Original source to go back to the initial screen where you can select Settings and make changes to how words are included in your Word Cloud as follows:

Settings Examples

Minimum number of letters in a word

Filtered words

Separate by a space or a new line. [Replace with default.](#)

Filtered punctuation characters

Each will be removed from the beginning or end of any word.
[Replace with default.](#)

Replace with a space

Each character is replaced by a non-breaking space, keeping words together.

Here you can change the number of letters in a word (this is 2 by default)

You can add to or change the words that are automatically discounted from the Word Cloud

You can amend the punctuation characters that are automatically discounted too

And you can specify that where a certain character is used e.g. hyphen – this will be replaced by a space (useful if you want to include phrases in your Word Cloud)

See our example Word Cloud using the text you've been provided with:



Now select the Word list option in the left hand menu.

You can make changes to the number of times a word appears in your text in order for it to appear in your Word Cloud.

Total number of words [Display on word cloud](#)
 134 were filtered from the original source.

Minimum frequency [Display \(set by user\)](#)
 Only display words found at least this often.
 The highest frequency is 8.

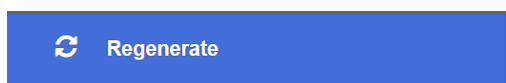
Letter case [Do not display](#)
[Do not display \(set by user\)](#)
[Current word](#)
[Recently modified word](#)

25 match the filtering criteria.

[access](#) [many](#) [social](#) [health](#) [support](#) [unable](#) [digital](#) [advice](#) [local](#) [covid](#) [more](#) [during](#) [lack](#) [friends](#)
[prevents](#) [internet](#) [services](#) [family](#) [government](#) [being](#) [main](#) [pandemic](#) [elderly](#) [employment](#) [difficult](#) ...

Changing the above to 2, now reduces the number of words appearing from 100 to 25.

Now click on 'Regenerate':

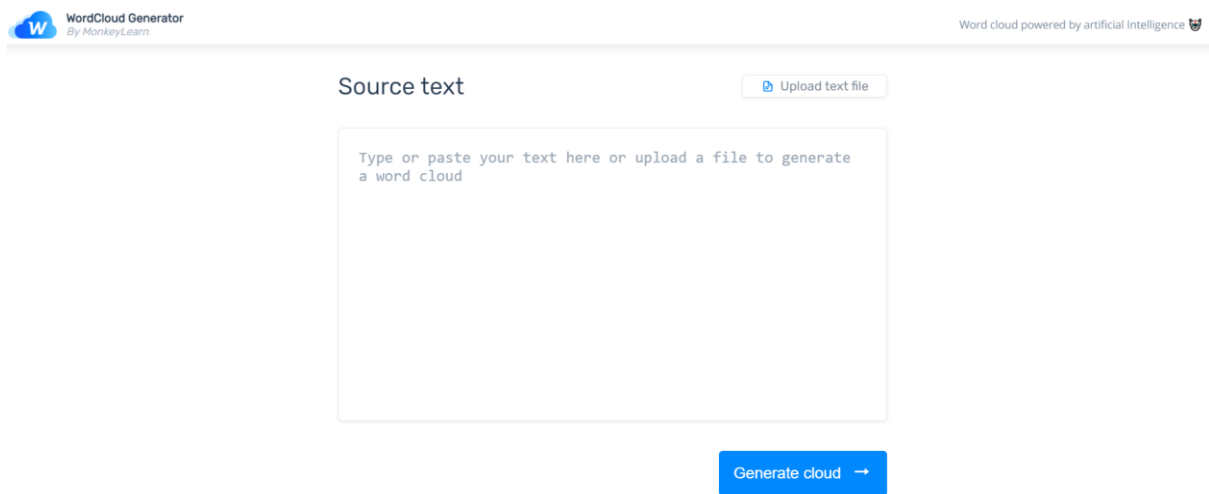


Which will now display a Word Cloud as below:



You might now want to go back and e.g. remove the words 'being', 'main', and maybe others from the list?

Now go to <https://monkeylearn.com/word-cloud> and paste the same text into the Source text box and click on Generate cloud



What difference do you notice? MonkeyLearn’s word cloud generator uses Artificial Intelligence techniques, so you’ll see it has grouped themes and included phrases (although these aren’t always accurate).



Both tools allow you to download the Word Clouds you create as Image files. Alternatively use the Snipping Tool (Windows) to take screenshots to paste into reports or presentations or save as images.

Word It Out also provides you with an Embed Code to add the Word Cloud to your website.