

An intro to:

Power Automate

Part of our Digital
Foundations programme



What we'll
be covering
today

- ✓ What is Power Automate
- ✓ How does it work
- ✓ Some examples and demos
- ✓ Identifying your automation
- ✓ Mapping the logic
- ✓ Building your Power Automate



What is PowerAutomate?



- ✓ Part of the Microsoft 365 suite
- ✓ Enables creation of automated data sharing & workflows between different applications and services
- ✓ ‘Connectors’ serve as bridges between different systems either within M365 or with external applications
- ✓ There are a range of templates to help you get started



How does an automated workflow work?

Automations have 3 basic steps (which might be repeated if it's a complicated flow):

- ✓ Step 1: Choose a source & a destination
- ✓ Step 2: Set up a trigger
- ✓ Step 3: Define an action



Demo 1

Alerting the team to a new Form response via a shared Outlook inbox





<https://youtu.be/CyCKF6C1NRA>



Demo 2

Saving email attachments in Sharepoint folders
two streamline the invoice payment process





The image shows a presentation slide for Microsoft Power Automate. On the left, there is a large graphic of the Power Automate logo, which is a blue stylized arrow pointing right, with the text "Power Automate" below it. To the right of the logo, there is a list of bullet points, though they are somewhat blurry. At the top right of the slide, there is a small video feed showing a person's face. At the bottom of the slide, there are several small icons, including a blue square, a plus sign, and a green circle.

- Enable your business to...
- Improve productivity of your business
- Getting started with Power Automate

<https://youtu.be/q3mzpTX0a70>

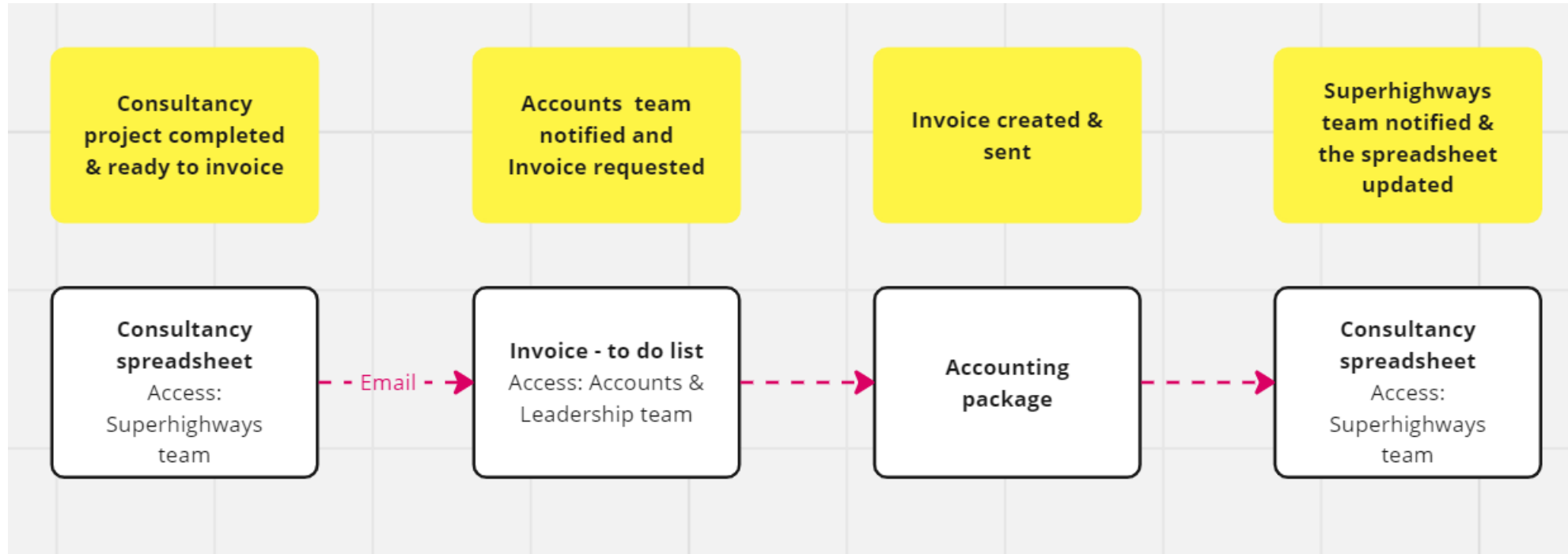


Demo 3

Automating spreadsheet management and communications between two teams



Mapping the problem






Creating the flows

Flows

Cloud flows

Desktop flows

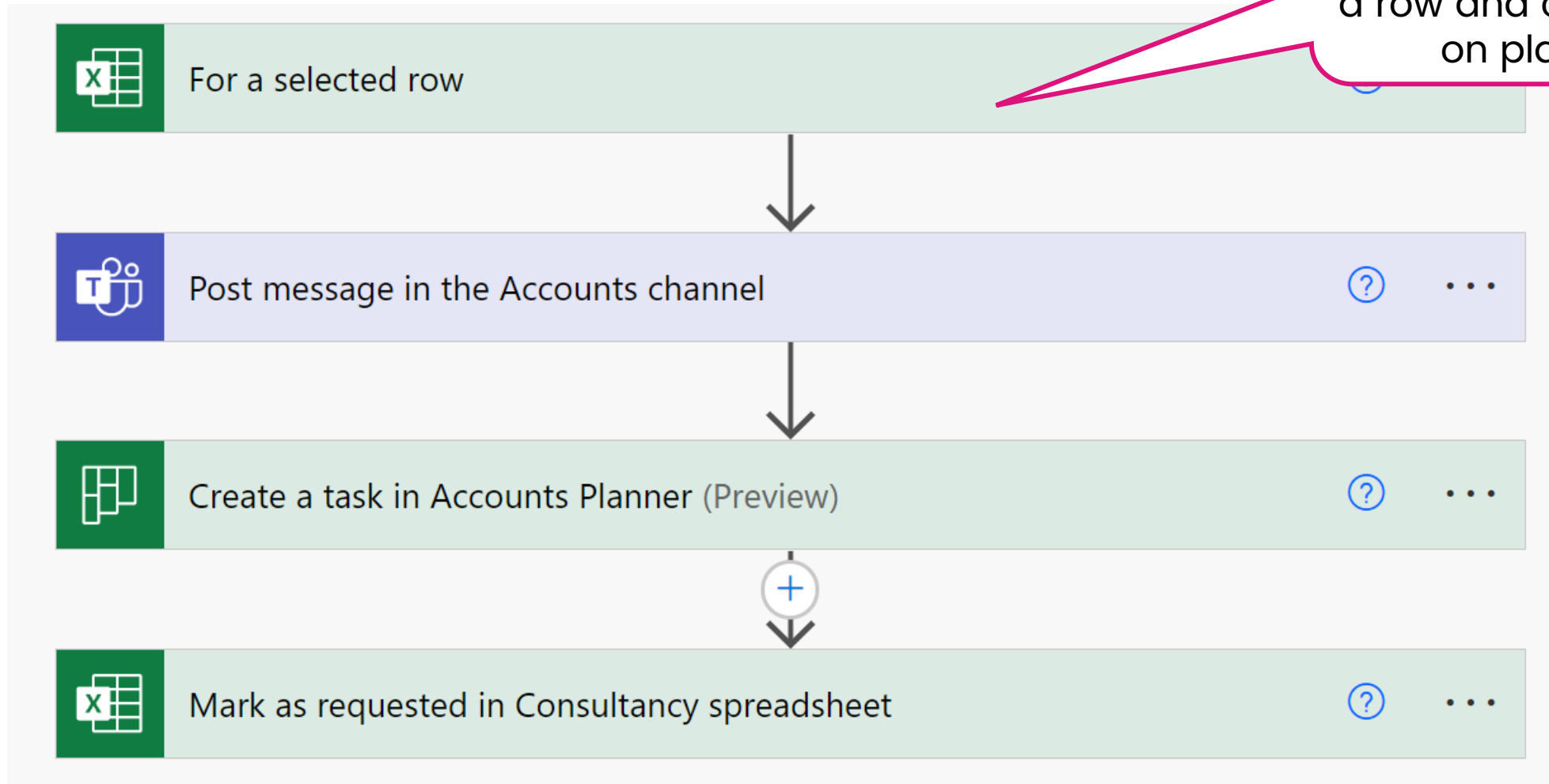
Shared with me

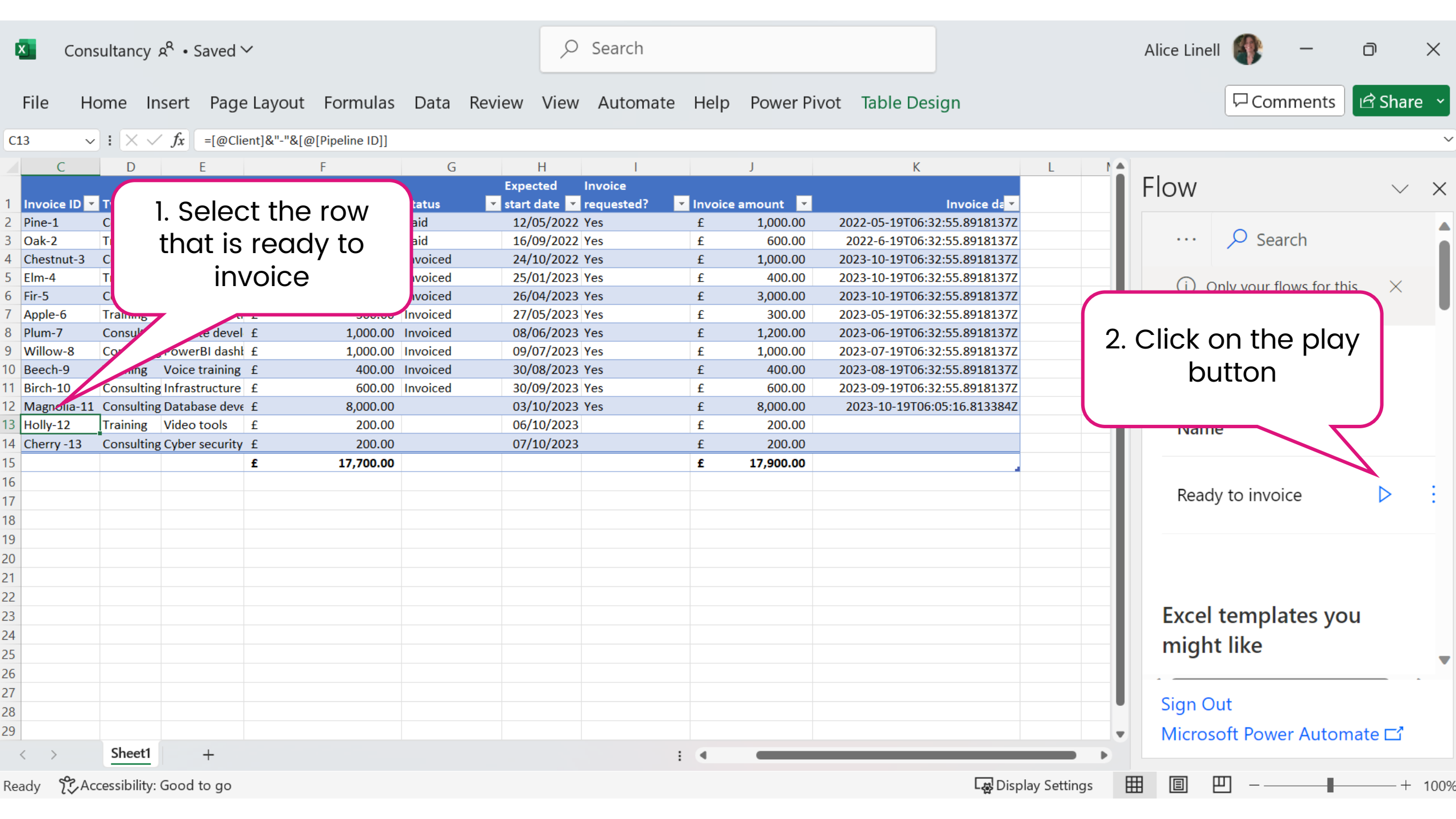
	Name	Modified	Type
	Ready to invoice	9 sec ago	Instant
	Invoice done	3 min ago	Automated



Requesting an invoice

Trigger set in motion by a person selecting a row and clicking on play





C13 : X ✓ fx =[@Client]&"-"&[@Pipeline ID]]

1. Select the row that is ready to invoice

2. Click on the play button

Invoice ID	Type	Status	Expected start date	Invoice requested?	Invoice amount	Invoice date
Pine-1	Consulting	paid	12/05/2022	Yes	£ 1,000.00	2022-05-19T06:32:55.8918137Z
Oak-2	Training	paid	16/09/2022	Yes	£ 600.00	2022-06-19T06:32:55.8918137Z
Chestnut-3	Consulting	invoiced	24/10/2022	Yes	£ 1,000.00	2023-10-19T06:32:55.8918137Z
Elm-4	Training	invoiced	25/01/2023	Yes	£ 400.00	2023-10-19T06:32:55.8918137Z
Fir-5	Consulting	invoiced	26/04/2023	Yes	£ 3,000.00	2023-10-19T06:32:55.8918137Z
Apple-6	Training	invoiced	27/05/2023	Yes	£ 300.00	2023-05-19T06:32:55.8918137Z
Plum-7	Consulting	invoiced	08/06/2023	Yes	£ 1,200.00	2023-06-19T06:32:55.8918137Z
Willow-8	Consulting	invoiced	09/07/2023	Yes	£ 1,000.00	2023-07-19T06:32:55.8918137Z
Beech-9	Training	invoiced	30/08/2023	Yes	£ 400.00	2023-08-19T06:32:55.8918137Z
Birch-10	Consulting	invoiced	30/09/2023	Yes	£ 600.00	2023-09-19T06:32:55.8918137Z
Magnolia-11	Consulting	invoiced	03/10/2023	Yes	£ 8,000.00	2023-10-19T06:05:16.813384Z
Holly-12	Training	invoiced	06/10/2023		£ 200.00	
Cherry -13	Consulting	invoiced	07/10/2023		£ 200.00	
					£ 17,700.00	
					£ 17,900.00	

Flow

Search

Only your flows for this

Name


Ready to invoice

Excel templates you might like

Sign Out

Microsoft Power Automate

Linking the steps to your data

 For a selected row ? ...

* Location
 ▼

* Document Library
 ▼

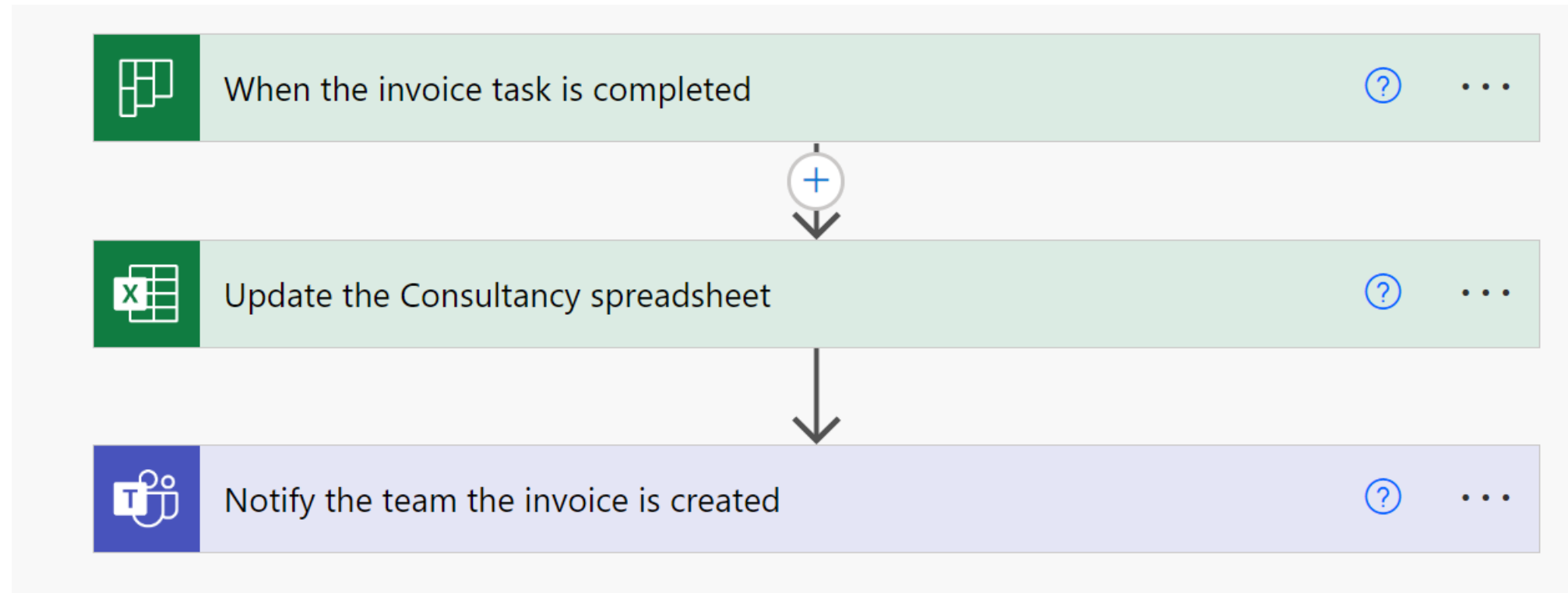
* File
 📁

* Table
 ▼

+ Add an input



Notifying the team



Considerations to take?

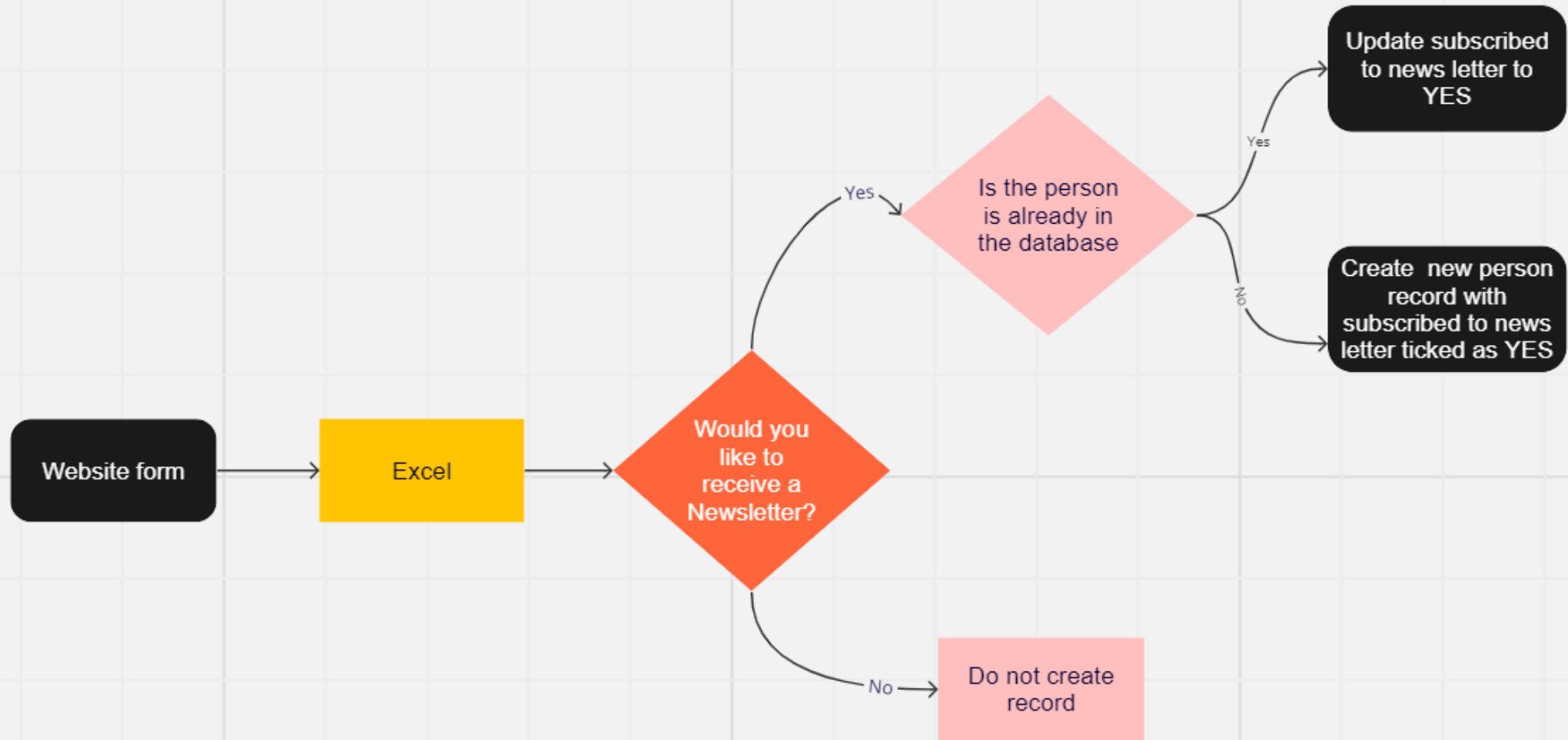
- ✓ Identify where your files are – if it's a Teams file the
- ✓ Linking Excel will require you to have your data in Tables.



What automations would you like to set up?



Visualising the problem



Power Automate templates

The screenshot displays the Power Automate web interface. At the top, there is a navigation bar with the Power Automate logo, a search bar, and icons for Environments, settings, and help. A left-hand navigation pane lists various features: Home, Approvals, My flows, Create, Templates (highlighted), Connectors, Data, Monitor, AI Builder, Process advisor, Solutions, and Learn. The main content area features a search bar for templates and a dropdown menu set to 'Sorted by popularity'. Below this, a grid of six template cards is shown, each with a title, author, and popularity count.

Template Title	Author	Popularity Count
Notify me and store the response when a student completes a quiz	By Microsoft	64940
Keep track of your Twitter mentions on a Google Sheet	By Microsoft	1341
Save email attachments from Outlook.com to Dropbox	By Microsoft	5871
Approve a Microsoft Forms response to add a row to an Excel spreadsheet	By Microsoft Power Automate Community	42294
Create a task in Planner based on Office 365 Outlook calendar event	By Microsoft Power Automate Community	22241
Save Gmail attachments to a Dropbox folder	By Microsoft	5894



Automating automations!

Let's automate something. What should it do?

| Describe in detail how you want your automation to work

Generate

This AI-powered feature is in preview. [See terms](#)



Alternative integration tools

Solution	When to use it	Cost
Power Automate	Brilliant when working within the Microsoft suite of products but harder to link external solutions	Free with MS 365 licence (There is a premium version but everything we looked at today is in the free one)
Zapier	Free for 3 single step automations. Easy to use & allows you to integrate with thousands of products.	£200 for the paid version per year or £170 with a charity discount
Make	Slightly more complex to use, but the plus of this is greater capability to do branching flows & a lower price tag.	£100 per year

For more info check out our [Integration & Automation resource](#) on our [Datawise London](#) site



Digital Foundations programme

There are many ways we can help small community organisations make sound choices about the digital tools and technology they use.



Communications made easy

Raise your profile using digital tools to engage supporters and fund your future

[Read more »](#)



Digital basics

Work and collaborate online using free and affordable digital tools and technology

[Read more »](#)



Websites for communities

Put your website at the heart of your charity or community organisation's story

[Read more »](#)

[Find out more about the Digital Foundations programme](#)



About Superhighways

Providing tech support to small local charities in London for over 20 years

- ✓ Support
- ✓ Training
- ✓ Consultancy
- ✓ Digital inclusion
- ✓ Datawise London
- ✓ See all services
- ✓ E-news sign up





Thank you for listening

KATE WHITE

ALICE LINELL

info@superhighways.org.uk

[@SuperhighwaysUK](https://www.instagram.com/SuperhighwaysUK)

#DigitalFoundations